

## AONM Newsletter August 2018



This summer's AONM newsletter covers our highly informative recent event on PANS/PANDAS, a superb conference on the science behind homeopathy at the Royal Society of Medicine earlier this month, and some less commonly discussed contributors to chronic illness that might just ring a chord with you or your patients. We conclude with a roundup of some inspiring events ahead.

### CONTENTS

#### ▶ 1. PANS/PANDAS:

- Report on AONM's groundbreaking May conference with Moleculera and leading US doctors in the fight against infection-induced autoimmune disorders

- PANS/PANDAS UK Conference at Imperial with Dr. Susan Swedo, Dr. J. Frankovich and others

#### ▶ 2. NEW HORIZONS IN WATER SCIENCE:

- Evidence for homeopathy presented at the Royal Society of Medicine by two Nobel Laureates, Professor Gerald Pollack and other international experts

#### ▶ 3. COULD CSF LEAKS UNDERLIE SOME CASES OF ME/FIBROMYALGIA/POTS?

- Cerebrospinal fluid leaks: an unrecognised driver of many neuropathies

#### ▶ 4. CONTRIBUTIONS FROM OUR ANNUAL CONFERENCE SPEAKERS:

- Dr. Judy Mikovits: Article – Retroviruses: Poorly understood agents of change

- Jenna Luché-Thayer: Tick-Borne Disease Working Group and the revised ICD

#### ▶ 5. OTHER ITEMS OF INTEREST

#### ▶ 6. UPCOMING EVENTS

### 1. INFECTION-INDUCED AUTO-IMMUNE ENCEPHALITIS – UNCOVERING THE GREAT UNKNOWN

On May 12<sup>th</sup> AONM held the UK's first conference with the only laboratory in the world that runs the Cunningham Panel, Moleculera, and prominent doctors treating the condition in the US. The conditions PANS/PANDAS are barely known in the UK yet, so this was a groundbreaking event. It featured the CEO of Moleculera, Dr. Craig Shimasaki, a highly renowned neurologist from the USA who works closely together with Dr. Charles Ray Jones, Dr. Elena Frid, and another doctor well-known for her work with these patients who sees MCAS, mould and heavy metals as hugely important alongside infectious pathogens, Dr. Tania Dempsey.

PANDAS stands for Paediatric Autoimmune Neuropsychiatric Disorder Associated with Streptococcus and PANS means Paediatric Acute-onset Neuropsychiatric Syndrome. For more detail, please refer to the PANS/PANDAS tab on the AONM webpage:

<https://aonm.org/cunningham-panel-panspandas/>

Dr. Craig Shimasaki's talk was entitled "PANDAS/PANS and Other Infection-Triggered

*Autoimmune Encephalopathies: Is this Just the Tip of an Iceberg?*” He discussed the nomenclature, warning that these are not just paediatric conditions. Many now say the term “Autoimmune Encephalitis” (or encephalopathy) is more appropriate. He next presented the symptoms associated with the conditions, going on to molecular mimicry and its role in these infections. He then explained the anti-neuronal antibodies in the Cunningham Panel, and their value in diagnosing these autoimmune conditions of the brain.

Dr. Elena Frid’s talks on “Autoimmune Encephalitis in Clinical Practice” (AM) and “Unraveling the Mysteries of Neuropsychiatric Disorders” (PM) presented cases, explained how they were related to infections, discussed how she treats the disorders, and flagged up common mistakes. These were fascinating presentations that demonstrated her very impressive expertise and experience.

Dr. Tania Dempsey spoke about “The hidden scourge of infection-driven autoimmune neuropsychiatric disease”. She began by discussing the various triggers of autoimmune neuropsychiatric disease and autoimmune encephalopathy, covering both primary and secondary drivers (see chart below).

### Primary & Secondary Triggers for Autoimmune Neuropsychiatric Disease

- |                          |                         |
|--------------------------|-------------------------|
| • Environmental Antigens | • Toxins                |
| • Pollen                 | • Microbial             |
| • Food                   | • Heavy metals          |
| • Animals                | • Pesticides/Glyphosate |
| • Dust                   | • BPA                   |
| • Pathogens              | • Stress                |
| • Viruses                | • Hormones              |
| • Bacteria               | • Microbiota            |
| • Fungus/Mold            | • Diet                  |
| • Parasites              |                         |

Very refreshing, especially for the non-medics in the audience, was her review of holistic/complementary approaches to autoimmune neuropsychiatric disease. Videos of the presentations will soon be available on DVD: please contact [info@aonm.org](mailto:info@aonm.org) to reserve your copy. The public presentations can be found at <https://aonm.org/pans-pandas-conference-may-2018/>. Please contact AONM for the health professionals presentations ([info@aonm.org](mailto:info@aonm.org)).

AONM supplies the Cunningham Panel, liaising directly with Moleculera Laboratories, please see <https://aonm.org/cunningham-panel-panspandas/> for further details.

## 2. NEW HORIZONS IN WATER SCIENCE: “THE SCIENCE, THE EVIDENCE”



This astounding conference was held at the Royal Society of Medicine on 14th July 2018. Organised by Kenneth Ward-Atherton, Lord of Witley & Hurcott, the mission to which it was dedicated was: “..that we will see the emergence of a new scientific international Foundation for Homeopathy worldwide, and Homeopathy’s rightful place once again restored within the practice of medicine.”

Prince Charles’ photo was shown several times, and his support was also mentioned, though he was unable to be present in person.

Two Nobel Laureates were present and spoke: Professor Luc Montagnier, Nobel Laureate in Medicine (2008), and Professor Brian D Josephson from Cambridge, whose Nobel Prize in 1973 (Physics) was for his work on quantum tunnelling. They were joined by Professor Gerald Pollack from the USA, who is pursuing seminal work on the Fourth Phase of Water at the University of Washington. Professor Vladimir Voeikov was there to represent advanced Russian research into homeopathy. The first international collaborative research agreement for Homeopathy between the governments of Israel and India was announced, and Dr. Menachem Oberbaum (Jerusalem) was present together with Dr. Rajikumar Manchanda (Delhi), reporting on their respective country’s involvement in the project.

Professor Josephson’s talk entitled “Homeopathy, Memory of Water and Order(ing)” presented persuasive arguments in support of the memory of water, a topic he has expressed support for since the French immunologist Jacques Benevise first proposed it. He described the advance in Benevise’s “structural matching” possible now that it has been discovered that water can be activated electromagnetically, signalling what he termed a “Revolution in Physics”. His presentation of a Digital Cymascope (where a signal is applied to water, making sound visible) was both moving and fascinating.

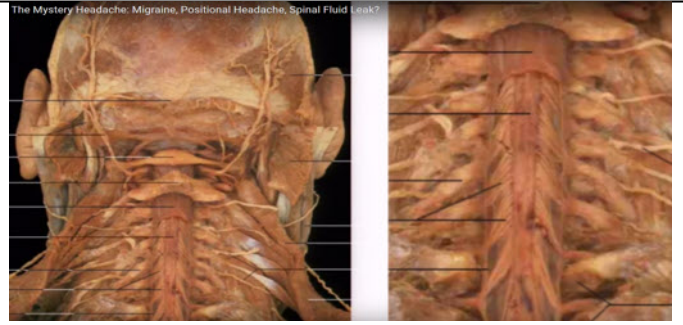
This was followed by Professor Gerald Pollack, who gave an overview of the Fourth Phase of Water that he has been so instrumental in identifying. He hypothesises that it is perhaps this gel phase – composed entirely of electrons that forms around all hydrophilic surfaces – that separates into nanoparticles when a remedy is succussed, and that this might be an explanation for how extreme homeopathic dilutions do in fact retain their starting materials after multiple dilutions, a hypothesis shared by Dr. Upadhyay from India, who spoke later.

Professor Luc Montagnier, who shared the Nobel Prize in Physiology or Medicine in 2008 for the discovery of HIV, discussed his evidence that DNA emits weak electromagnetic waves that cause structural changes in water that persist even in extremely high dilutions. He spoke about his ultra-sensitive PCR by which he can detect hydrateons of bacterial origin in chronic disease. He posits that liquid crystals carry the information in the water. “Each dilution has the same liquid crystal nanostructure, transmitting information to the next dilution ... via EM signals”. This was a stunning presentation: Professor Montagnier called his results a “clear demonstration that homeopathy works”.

The greatest surprise was perhaps Dr. Rajendra Prakash Upadhyay, from India. He presented studies that have used transmission electron microscopy, electron diffraction and atomic spectroscopy to measure the quantity of nanoparticles in homeopathic medicines, finding incontrovertible evidence that they retain their potency even when diluted to a nanometre (one-billionth of a metre). For further information please refer to articles such as “*Homeopathy emerging as nanomedicine*” ([https://www.researchgate.net/publication/267767309\\_Homeopathy\\_emerging\\_as\\_nanomedicine](https://www.researchgate.net/publication/267767309_Homeopathy_emerging_as_nanomedicine)) and “*The Possible Mechanism of Memory through Nanoparticles and Exclusion Zones*” (<http://www.waterjournal.org/volume-7/upadhyay-summary>). The new collaboration between India and Israel portends huge advances in this intriguing arena.

### 3. CEREBROSPINAL FLUID LEAKS: AN UNRECOGNISED DRIVER OF MANY NEUROPATHIES

Could a cerebrospinal fluid leak be contributing to your (or your patient’s) mysterious symptoms? Often diagnosed cursorily as POTS, this condition is characterised by unremitting migraines that are only relieved when lying completely flat. Other symptoms are nausea, vomiting, dizziness, double vision/blurred vision and pain behind/in the eyes, neck and back pain, tinnitus and pressure in the ears/hearing loss, sinus pressure, facial numbness, and cognitive decline.



The Mystery Headache: Migraine, Positional Headache, Spinal Fluid Leak?

Images courtesy of Dr. Ian Carroll

<https://www.youtube.com/watch?v=QyvWxobqKrc>

The good news is that many CSF leaks can be successfully treated. Stanford’s Dr. Ian Carroll is one of the greatest specialists in the field, and has seen ME/FM patients resume normal lives after a single blood patch. Most CSF leaks occur when the dura – the covering that surrounds the spinal cord and the brain – gets punctured. There are three main reasons why this can happen: weak connective tissue, bone spurs, or iatrogenic reasons (e.g., epidurals/spinal taps).

What Causes People to Leak?



Having Ehlers-Danlos syndrome or Marfan syndrome greatly increases the risk of a CSF leak. Dr. Carroll therefore suggests that anyone with a suspected CSF leak should take the Beighton Hypermobility test (<https://www.ehlers-danlos.com/assessing-joint-hypermobility/>).

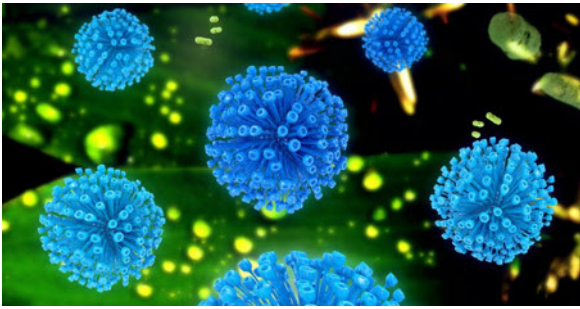
A Beighton score between 3 - 5 suggests a hereditary connective tissue disorder may be present.

It can also cause symptoms such as numbness or tingling in the face or limbs, unusual smells, photophobia, muffled hearing, sensitivity to sounds and smells, and strange taste sensations (e.g. a metallic taste). CT myelograms are key, rather than MRIs, and even they can miss some leaks.

For further information, please watch Dr. Ian Carroll’s Youtube video “The Mystery Headache”: <https://www.youtube.com/watch?v=QyvWxobqKrc>. His contacts include some experts in the UK: <https://aonm.org/wp-content/uploads/2018/07/CSF-Leak-Contacts-Resources.pdf>

#### 4. CONTRIBUTIONS FROM OUR ANNUAL CONFERENCE SPEAKERS

a. Dr. Judy Mikovits: Article – Retroviruses: Poorly understood agents of change



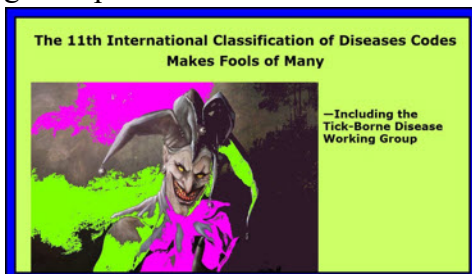
Dr. Judy Mikovits, whom we are proud to once again have chair our November 18th Annual Conference “Bursting the Bubble: Challenging the Misconceptions and Misdiagnoses of Neuropsychiatric and Pathogen-Triggered Disorders” (<https://bursting-the-bubble.eventbrite.co.uk>) has kindly given us permission to republish her article “*Retroviruses: Poorly understood agents of change - Investigating the alarming rise of chronic inflammatory diseases*”. Because of its length, we are linking to the original publication on the site of the World Mercury Project:

<https://worldmercuryproject.org/news/retroviruses-poorly-understood-agents-of-change/>

Please also see her very moving recent interview in the same vein at the following link: <https://healthfreedomidaho.org/dr-judy-mikovits-made-a-horrifying-discovery-is-contaminating-all-vaccinations>

Dr. Mikovits continues to work on neuroimmune disease and cancer at MAR Consulting, together with the renowned microbiologist widely regarded as the father of human retrovirology, Dr. Francis W. Ruscetti.

b. Jenna Luché-Thayer: Tick-Borne Disease Working Group and the revised ICD



Jenne Luché-Thayer, who will be presenting the keynote speech at our annual conference is Founder and Director of the Ad Hoc Committee for Health Equity in ICD11 Borreliosis Codes and Founder of the Global Network on Institutional Discrimination. She details the ICD11 Report formally adopted in June 2018 by the United Nations,

and the implications of this for Lyme Disease in the following piece:

<https://www.linkedin.com/pulse/revISED-international-classification-diseases-codes-us-luche-thayer/>

c. Professor Malcolm Hooper, one of AONM’s Advisory Board Members, recently also joined forces with Lyme specialists in Geneva, and made a video of his visit, “Impatient Revolution”:

[https://www.facebook.com/impatientrevolution/videos/603186713378294/?hc\\_ref=ARQkYsHj5hiZMaeEgeu36d1B3cBW8iEEseOPCFxc2gMVyHDII81NdDH594ugm5FNxc8](https://www.facebook.com/impatientrevolution/videos/603186713378294/?hc_ref=ARQkYsHj5hiZMaeEgeu36d1B3cBW8iEEseOPCFxc2gMVyHDII81NdDH594ugm5FNxc8)

His recent letter to Lord O’Shaughnessy on fallacies that need correcting regarding the PACE Trial and ME is also highly informative:

<http://www.margaretwilliams.me/2018/hooper-to-phillipson.pdf>

#### 5. OTHER ITEMS OF INTEREST

##### a. The Herpes/Alzheimer’s connection

##### Herpes viruses found to play a vital role in Alzheimer’s disease

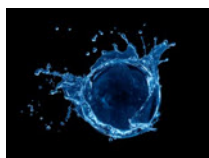
A study published just last month in Neuron ([https://www.cell.com/neuron/fulltext/S0896-6273\(18\)30421-5](https://www.cell.com/neuron/fulltext/S0896-6273(18)30421-5)) concludes “Our results offer evidence of complex viral activity in the aging brain, including changes specific to AD, particularly implicating *Herpesviridae*, HHV-6, and HHV-7. Taken together, these data provide compelling evidence that specific viral species contribute to the development of neuropathology and AD.” The study authors note that since the 1980s, “hundreds” of studies have reported associations between Alzheimer’s disease and various microbes, including herpes viruses. Please refer to the presentation held by Dr. Armin Schwarzbach on March 6th 2018 for further viral and bacterial pathogens found in Alzheimer’s and other neurological diseases. See page 34 of the presentation “*Tailored Testing Protocols*” at <https://aonm.org/armin-labs-training/>. That presentation refers to evidence of HSV1 as well as *Borrelia* and *Chlamydia pneumoniae* in Alzheimer’s Disease.

##### b. Invest in ME 2018

A full report on this year’s Invest in ME held on June 1st is available at this link. Worth noting particularly Professor Theoharis Theoharides, one of the world’s greatest specialists on Mast Cell Activation Syndrome, where he poses, and goes a long way towards answering the question: “Why do we think mast cells are involved in ME?”:

<http://www.investinme.eu/IIMEC13.shtml#report>

## 6. Upcoming events



### ANNUAL INTERNATIONAL CONFERENCE NOV 18th 2018 9.00 am - 6.00 pm

**Bursting the bubble: Challenging the misconceptions and misdiagnoses of neuro-psychiatric and pathogen-triggered disorders**

Chair: Dr. Judy Mikovits

Keynote: Jenna Luche-Thayer

Dr. Robert C. Bransfield

Dr. Madeline W. Cunningham

Dr. Jodie A. Dashore

Dr. Joseph G. Jemsek

Dr. Armin Schwarzbach

Holiday Inn London Regent's Park  
Carburton Street, London W1W 5EE

<https://bursting-the-bubble.eventbrite.co.uk>



### Revolutionary detoxification using whole-body hyperthermia

August 13th 13.30 - 16.30

Maple House, Wood Lane, Hemel Hempstead  
HP2 4TL

<https://www.eventbrite.co.uk/e/revolutionary-detoxification-using-whole-body-hyperthermia-tickets-46878343387>



### Hope 4 ME & Fibro Northern Ireland

**Management of ME/CFS: Adult & Paediatric - "First Do No Harm."**

September 17th 18:00 - 21:30

Parliament Buildings, Stormont, Belfast,  
BT4 3ST

With Jose Montoya MD speaking on *"Myalgic Encephalomyelitis/Chronic Fatigue Syndrome: An Unfolding Story of Scientific Discoveries and Future Targeted Treatment"*

<https://www.eventbrite.co.uk/e/management-of-mecfs-adult-paediatric-first-do-no-harm-tickets-46131336068?aff=ebdssbdestsearch>

### PANS PANDAS UK

#### 2018 Conference

September 22nd

8:30am - 5:45pm

Imperial College, City & Guilds Building, Exhibition Road, London, SW7 2HF

With Dr. Susan Swedo, Dr. J. Frankovich, and others.

<https://www.universe.com/events/pans-pandas-uk-2018-conference-tickets-CMPSFL?ref=universe-discover>



### Klinghardt Institute

#### Family Constellation Work

August 26th 10.00 am - 6.00 pm

The Peredur Centre West Hoathly Rd, East Grinstead  
RH19 4NF, UK

<https://klinghardtinstitute.com/product/family-constellation-work-2/>

### Klinghardt Institute

#### ART 2 – Intermediate level

#### Family Constellation Work

September 1st & 2nd

Location TBC

<https://klinghardtinstitute.com/product/art-2-intermediate-level/>



### International Conference on Chronic Pathologies

Sept 7th - 9th 2018

Workshops dedicated to case studies and practical protocols, with Dr. Louis Teulières, Dr. Ronald Stram, Dr. Armin Schwarzbach, Dr. Shideh Pouria and many other renowned international speakers.

ALM

Filip Williotstraat 9

2600 Berchem

Belgium

<https://chronic-pathologies.com/>

## BSEM Conference 2018

Friday, 16th November 8.30 - 17.15

Systemic effects of metal exposure in clinical practice: protecting patients and optimising outcomes

New Cavendish Conference Centre

22 Duchess Mews

London W1G 9DT

<http://www.melisa.org/register/>



## Targeting Mitochondria Congress


October 24th - 25th

1st day: 8.45 - 19.15

2nd day: 8.55 - 17.30

Steigenberger Hotel Berlin, Germany

<https://www.targeting-mitochondria.com/alert-on-mitochondria/710-targeting-mitochondria-congress-2018-will-be-held-in-berlin-in-october-24-25-2018>



## The Twelfth Annual Water Conference on the Physics, Chemistry and Biology of Water

October 26th - 29th

Ramada Hotel, Sofia, Bulgaria

Chaired by Professor Gerald Pollack, with international speakers

<https://www.waterconf.org/>



**AONM**  
ACADEMY OF NUTRITIONAL MEDICINE

# AONM ANNUAL INTERNATIONAL CONFERENCE

SUNDAY 18 NOVEMBER 2018

**Bursting the Bubble:  
Challenging the Misconceptions  
and Misdiagnoses of Neuropsychiatric  
and Pathogen-Triggered Disorders**

**Chair**  
**DR. JUDY A. MIKOVITS**  
Biochemist, Cellular and Molecular Biologist, Molecular Virologist,  
Co-Founder/Consultant at M.A.R.C. Inc

**Keynote**  
**JENNA LUCHE-THAYER**  
Founder and Director of the Ad Hoc Committee for Health Equity in  
ICD11 Borreliosis Codes, Former Senior Advisor to the United Nations

**Guest Speakers**

**DR. ROBERT C. BRANSFIELD**  
Associate Director of Psychiatry and Chairman of Quality Assurance at  
Riverview Medical Center, USA

**DR. MADELEINE W. CUNNINGHAM**  
Co-Founder and Chief Scientific Officer at Moleculera Labs, USA

**DR. JODIE A. DASHORE**  
Founder and Medical Director at BioNexus Health Clinic, USA

**DR. JOSEPH G. JEMSEK**  
Founder and Medical Director at Jemsek Specialty Clinic (JSC),  
Washington, DC

**DR. ARMIN SCHWARZBACH**  
Founder and Medical Director at ArminLabs, Augsburg, Germany

**Subjects include:**  
Lyme Disease ▫ Fibromyalgia ▫ ME ▫ MS ▫ OCD ▫  
PANDAS/PANS ▫ Tourette's Syndrome ▫ Asperger's  
Syndrome ▫ ADHD/ADD ▫ Eating Disorders ▫ Anxiety  
Disorders ▫ Sleeping Disorders

MAIN SPONSOR  
**Ki**  
science  
Key to Wellness

LOCATION: Holiday Inn London Regents Park, W1W 5EE  
EVENTBRITE: <https://bursting-the-bubble.eventbrite.co.uk>

EMAIL: [info@aonm.org](mailto:info@aonm.org)  
TEL: 03331 210305